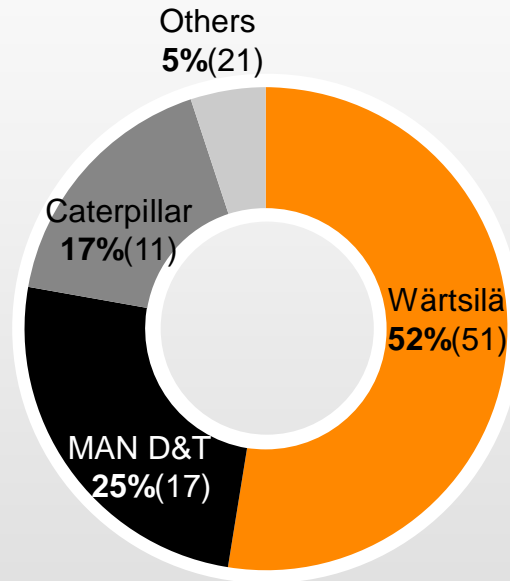


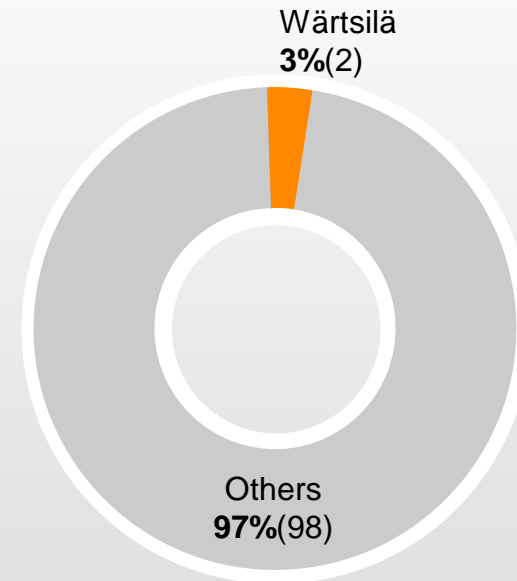
Strong position in marine engine market

Medium-speed main engines



Total market volume last 12 months:
4,484 MW (4,554)

Auxiliary engines



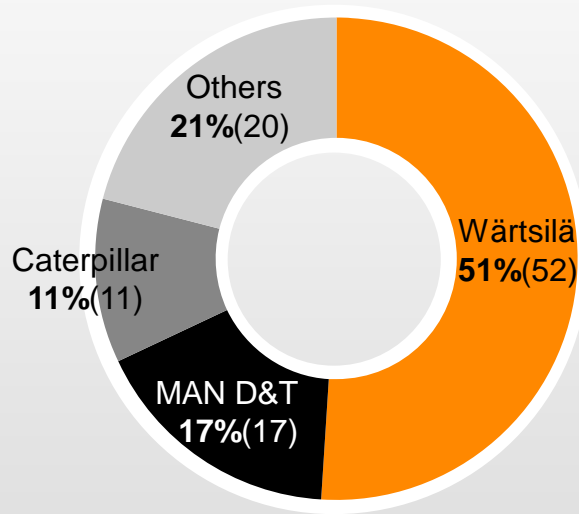
Total market volume last 12 months:
6,682 MW (7,628)

Wärtsilä's market shares are calculated on a 12 months rolling basis, numbers in brackets are from the end of the previous quarter. The calculation is based on Wärtsilä's own data portal.

Ship Power market Q3/2014

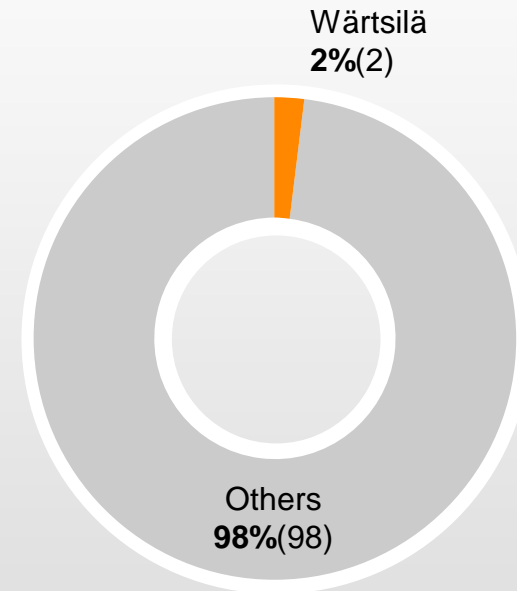
Market position of Wärtsilä's marine engines

Medium-speed main engines



Total market volume last 12 months:
4,554 MW (4,139)

Auxiliary engines



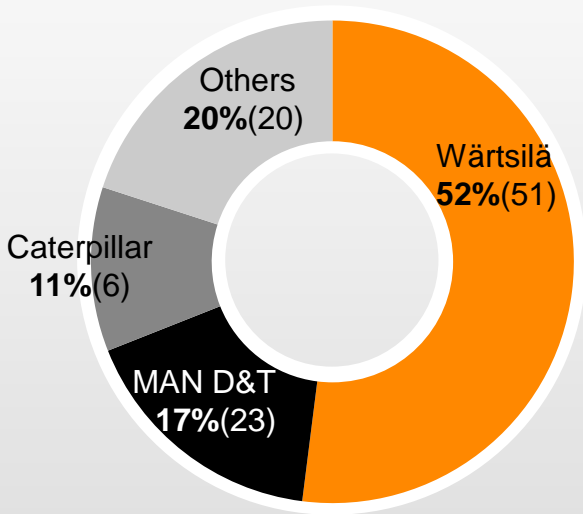
Total market volume last 12 months:
7,628 MW (7,860)

Wärtsilä's market shares are calculated on a 12 months rolling basis, numbers in brackets are from the end of the previous quarter. The calculation is based on Wärtsilä's own data portal.

Ship Power market Q2/2014

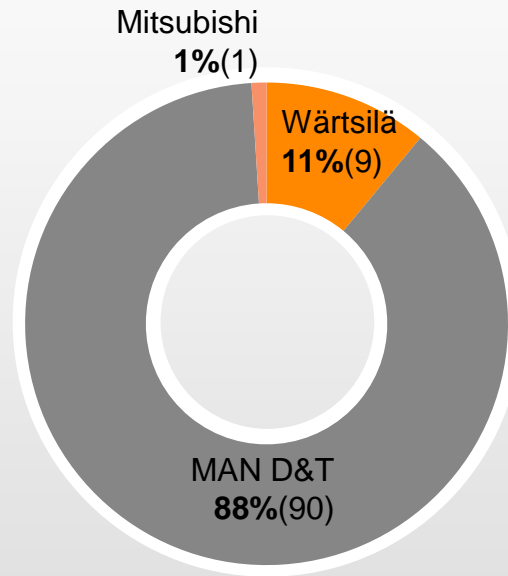
Market position of Wärtsilä's marine engines

Medium-speed main engines



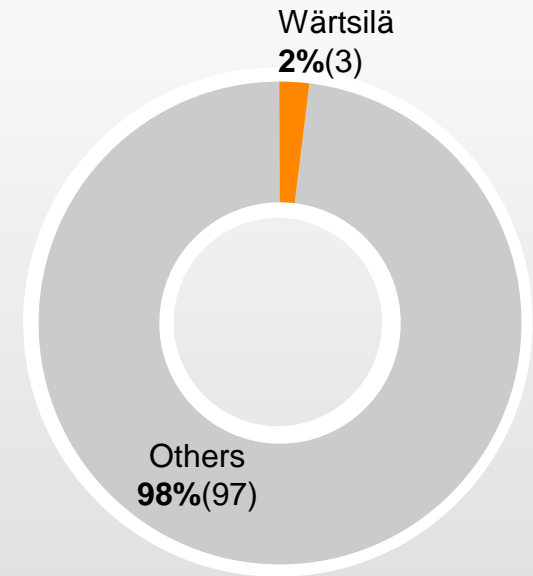
Total market volume last 12 months:
4,139 MW (3,787)

Low-speed main engines



Total market volume last 12 months:
28,804 MW (31,017)

Auxiliary engines



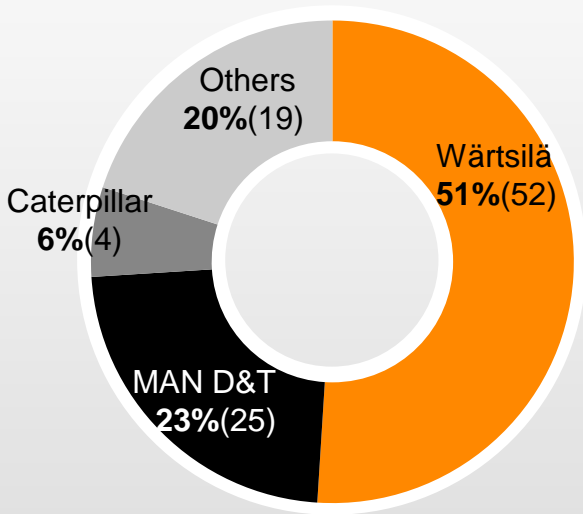
Total market volume last 12 months:
7,860 MW (6,895)

Wärtsilä's market shares are calculated on a 12 months rolling basis, numbers in brackets are from the end of the previous quarter. The calculation is based on Wärtsilä's own data portal.

Ship Power market Q1/2014

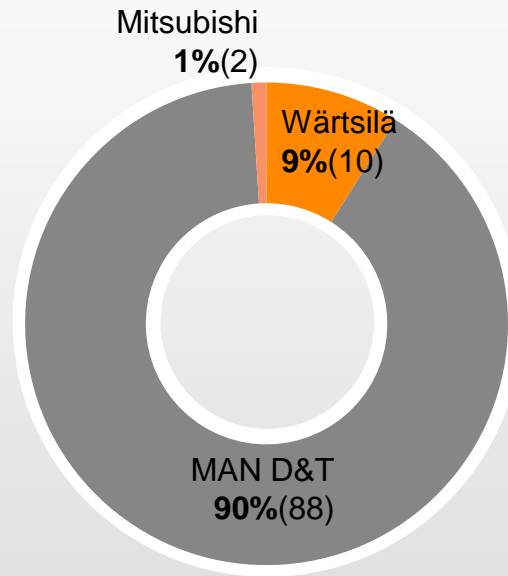
Market position of Wärtsilä's marine engines

Medium-speed main engines



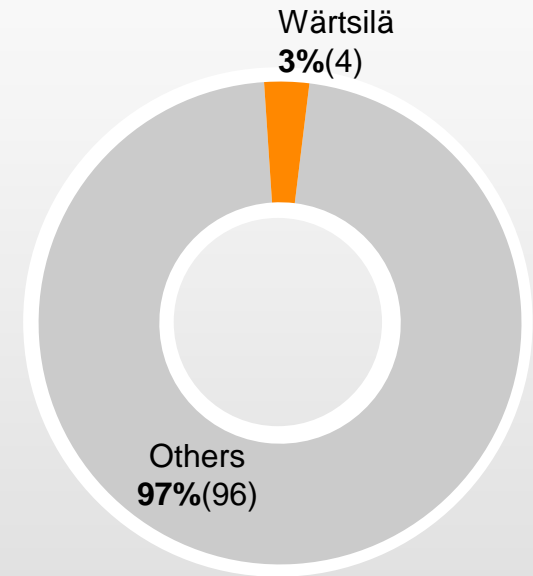
Total market volume last 12 months:
3,787 MW (4,137)

Low-speed main engines



Total market volume last 12 months:
31,017 MW (22,935)

Auxiliary engines



Total market volume last 12 months:
6,895 MW (5,966)

Wärtsilä's market shares are calculated on a 12 months rolling basis, numbers in brackets are from the end of the previous quarter. The calculation is based on Wärtsilä's own data portal.