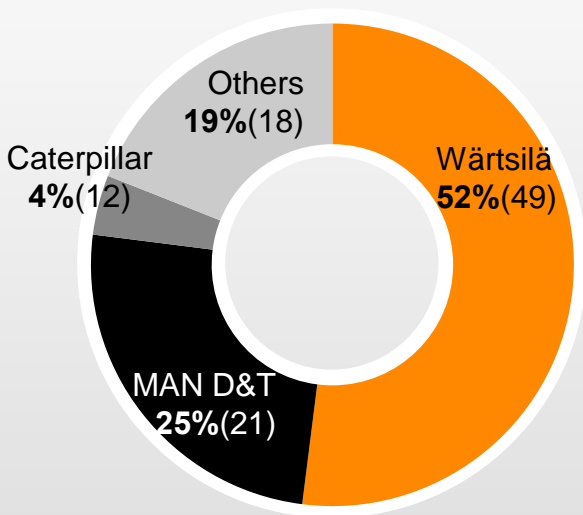


# Ship Power market

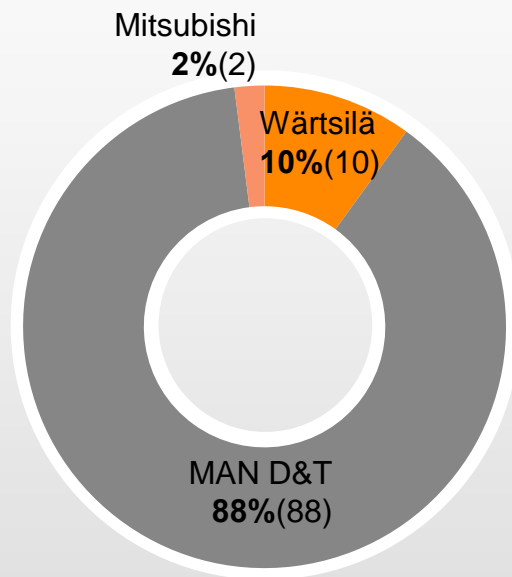
## Market position of Wärtsilä's marine engines Q4/2013

### Medium-speed main engines



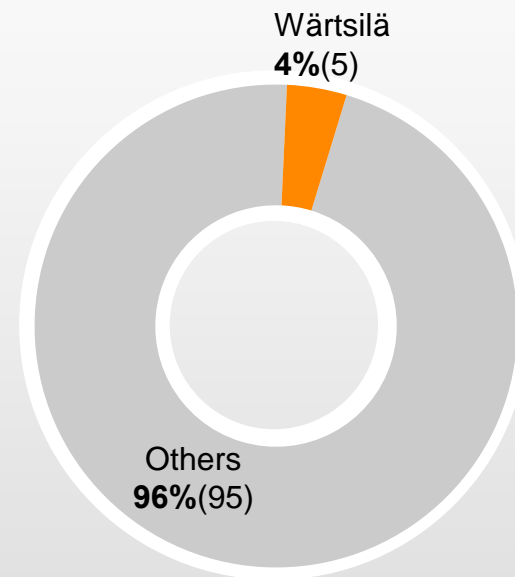
Total market volume last 12 months:  
4,137 MW (4,438)

### Low-speed main engines



Total market volume last 12 months:  
22,935 MW (20,540)

### Auxiliary engines



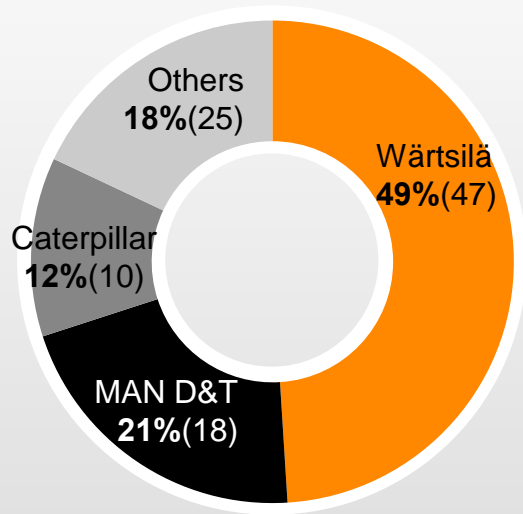
Total market volume last 12 months:  
5,966 MW (5,024)

Wärtsilä's market shares are calculated on a 12 months rolling basis, numbers in brackets are from the end of the previous quarter. The calculation is based on Wärtsilä's own data portal.

# Ship Power Market

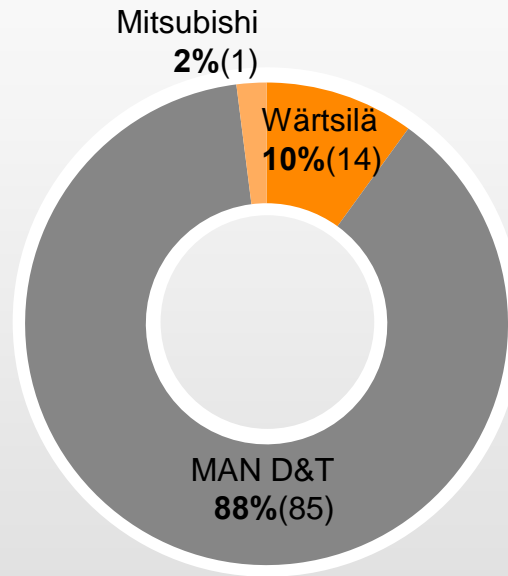
## Market position of Wärtsilä's marine engines Q3/2013

### Medium-speed main engines



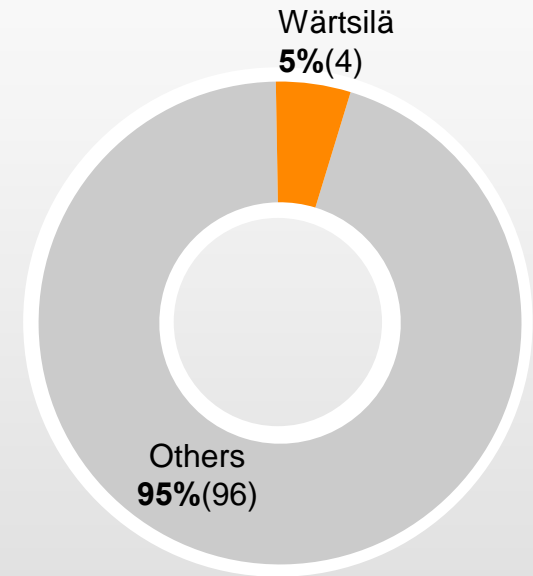
Total market volume last 12 months:  
4,438 MW (4,850)

### Low-speed main engines



Total market volume last 12 months:  
20,540 MW (13,214)

### Auxiliary engines



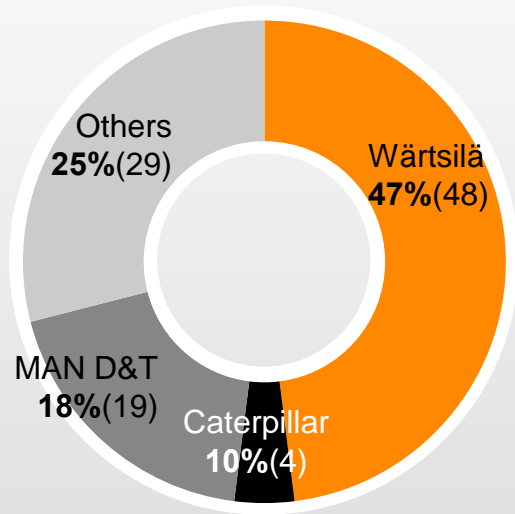
Total market volume last 12 months:  
5,024 MW (3,800)

Wärtsilä's market shares are calculated on a 12 months rolling basis, numbers in brackets are from the end of the previous quarter. The calculation is based on Wärtsilä's own data portal.

# Ship Power Market

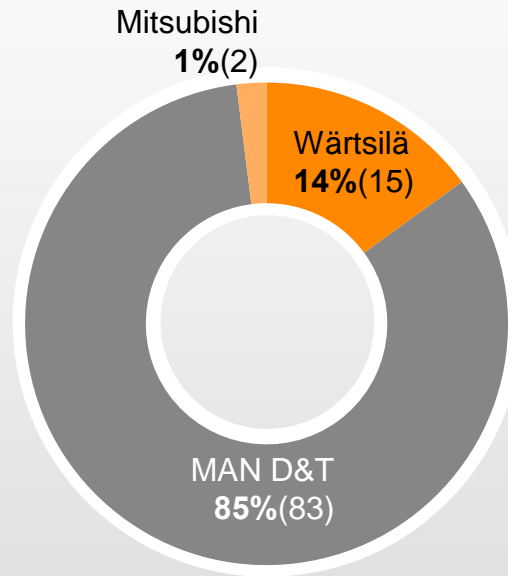
## Market position of Wärtsilä's marine engines Q2/2013

### Medium-speed main engines



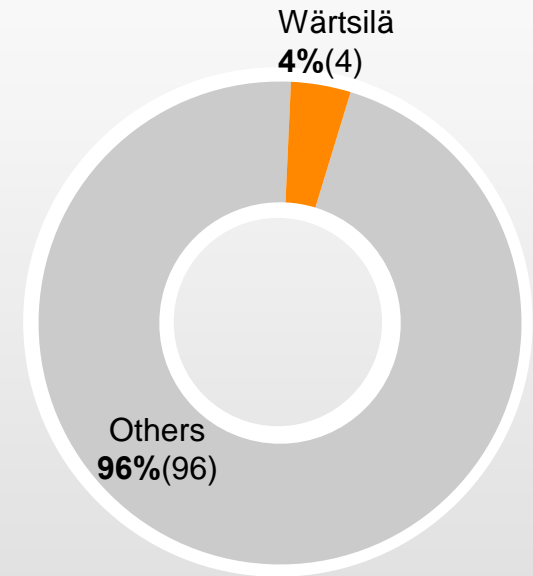
Total market volume last 12 months:  
4,850 MW (4,691)

### Low-speed main engines



Total market volume last 12 months:  
13,214 MW (9,569)

### Auxiliary engines

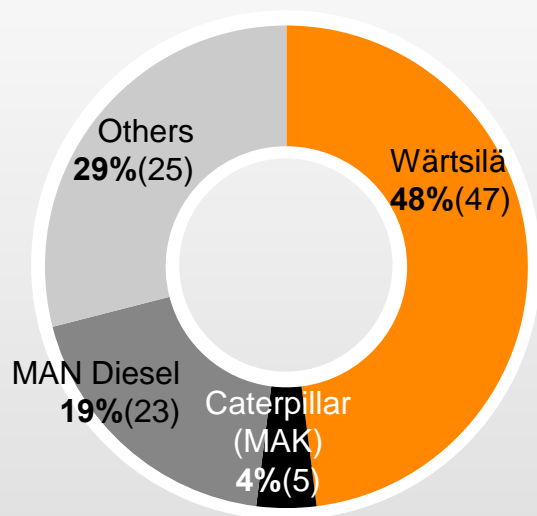


Total market volume last 12 months:  
3,800 MW (3,728)

Wärtsilä's market shares are calculated on a 12 months rolling basis, numbers in brackets are from the end of the previous quarter. The calculation is based on Wärtsilä's own data portal.

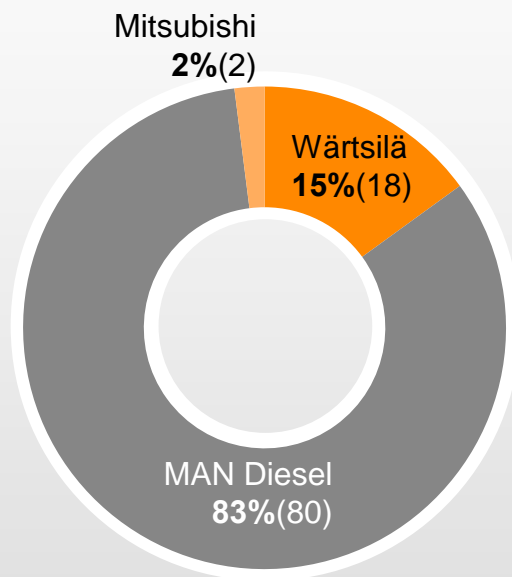
# Market position of Wärtsilä's marine engines Q1/2013

## Medium-speed main engines



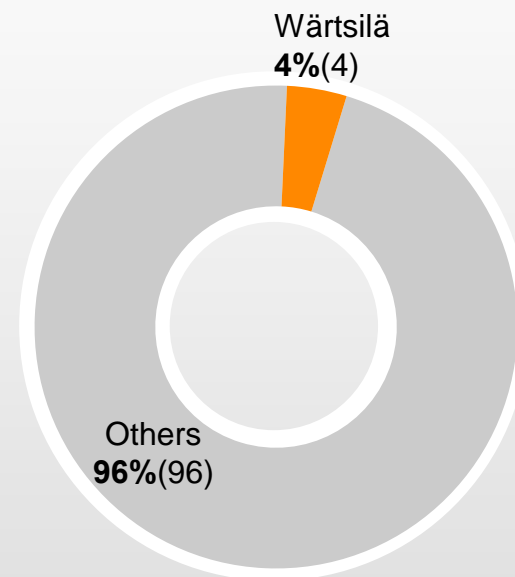
Total market volume last 12 months:  
4,691 MW (4,356)

## Low-speed main engines



Total market volume last 12 months:  
9,569 MW (11,107)

## Auxiliary engines



Total market volume last 12 months:  
3,728 MW (3,585)

Wärtsilä's market shares are calculated on a 12 months rolling basis, numbers in brackets are from the end of the previous quarter. Wärtsilä's own calculation is based on Marine Market Database.