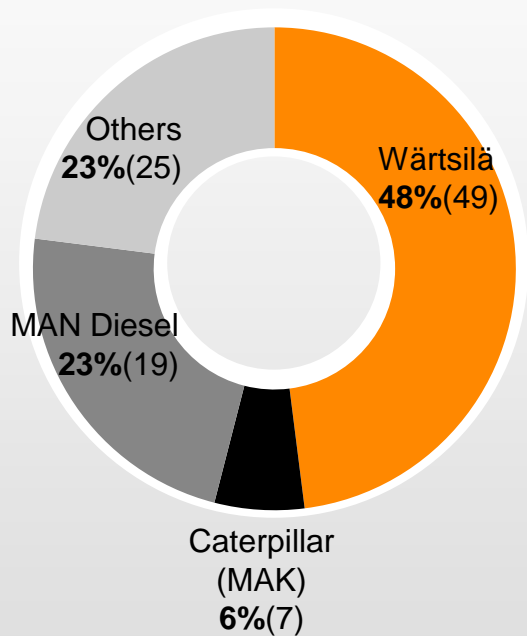
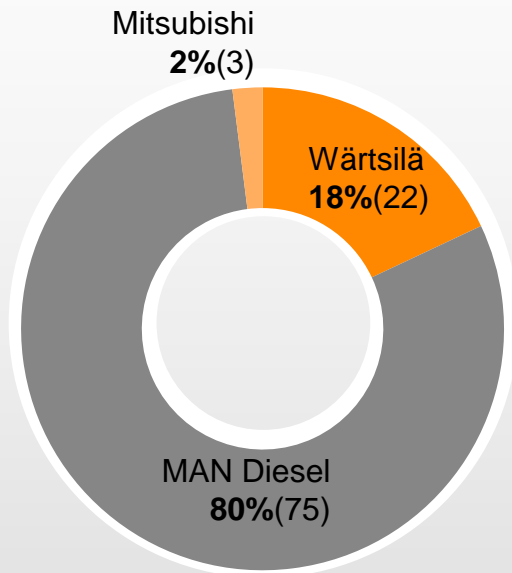


Medium-speed main engines



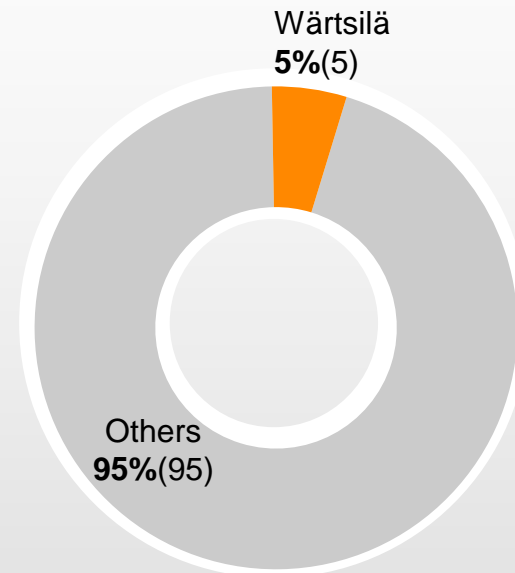
Total market volume last 12 months:
4,481 MW (5,156)

Low-speed main engines



Total market volume last 12 months:
8,498 MW (11,984)

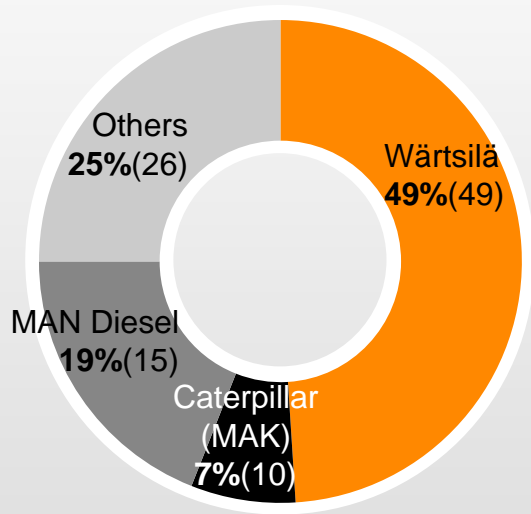
Auxiliary engines



Total market volume last 12 months:
3,367 MW (3,501)

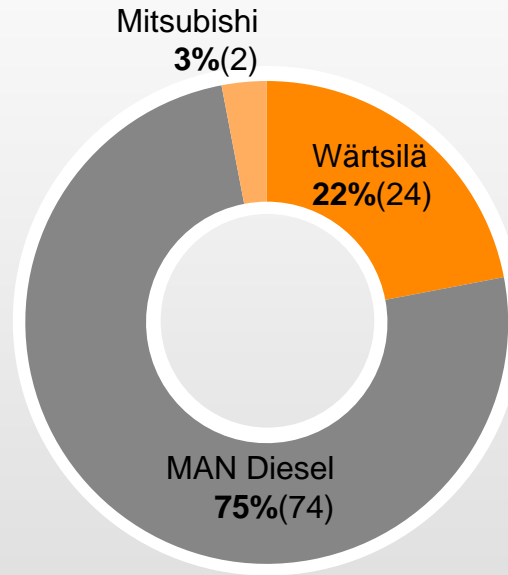
Wärtsilä's market shares are calculated on a 12 months rolling basis, numbers in brackets are from the end of the previous quarter. Wärtsilä's own calculation is based on Marine Market Database.

Medium-speed main engines



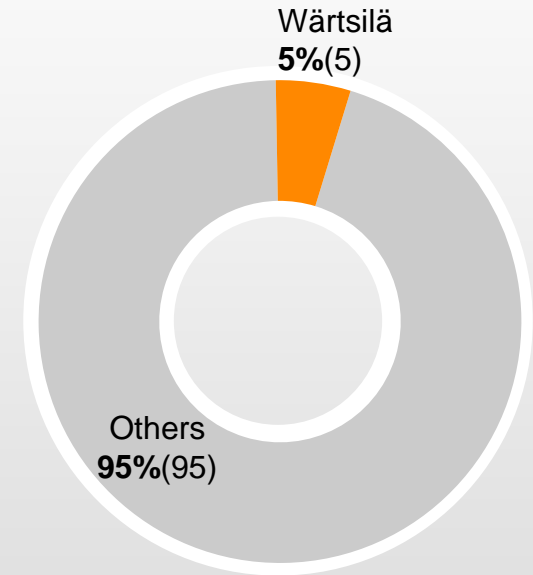
Total market volume last 12 months:
5,156 MW (5,495)

Low-speed main engines



Total market volume last 12 months:
11,984 MW (13,520)

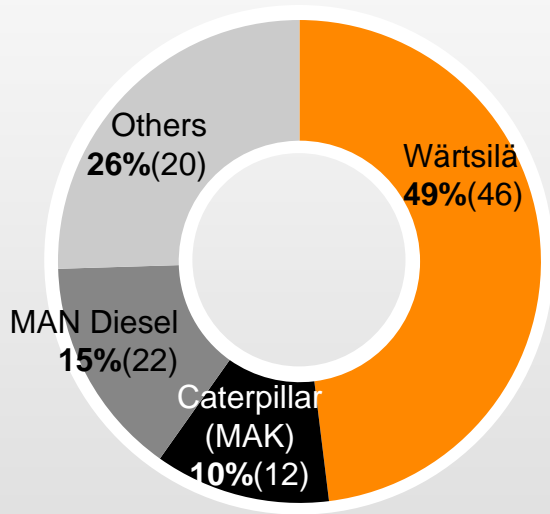
Auxiliary engines



Total market volume last 12 months:
3,501 MW (3,793)

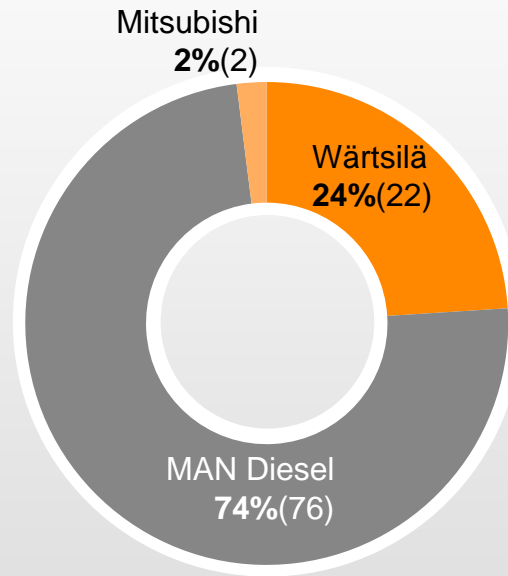
Wärtsilä's market shares are calculated on a 12 months rolling basis, numbers in brackets are from the end of the previous quarter. Wärtsilä's own calculation is based on Marine Market Database.

Medium-speed main engines



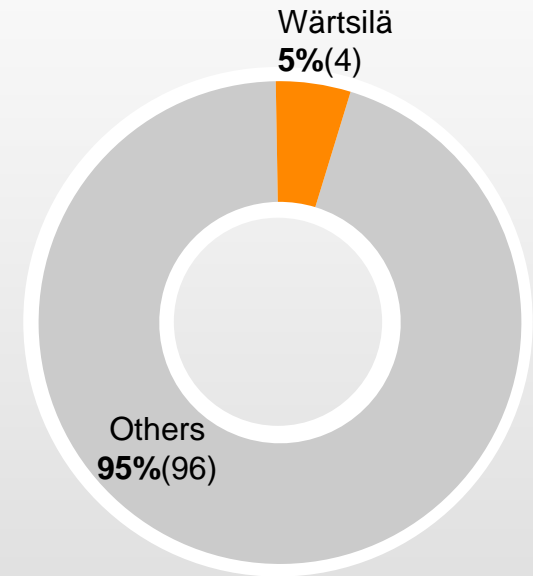
Total market volume last 12 months:
5,495 MW (2,977)

Low-speed main engines



Total market volume last 12 months:
13,520 MW (15,758)

Auxiliary engines



Total market volume last 12 months:
3,793 MW (3,949)

Wärtsilä's market shares are calculated on a 12 months rolling basis, numbers in brackets are from the end of the previous quarter. Wärtsilä's own calculation is based on Marine Market Database.