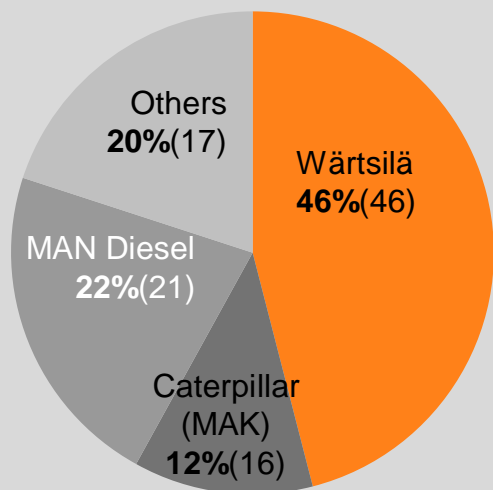


# Ship Power market Q4/2011

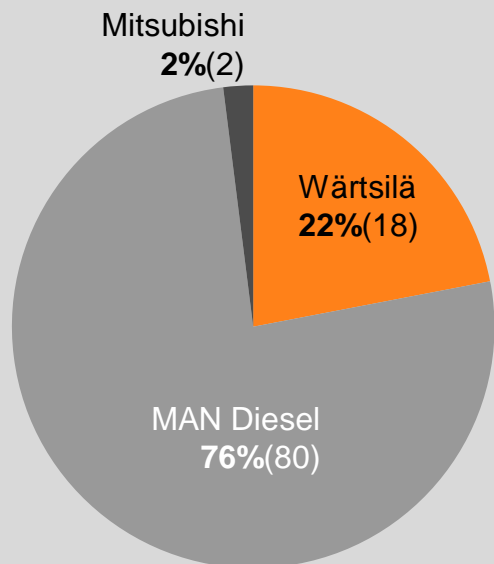
## Market position of Wärtsilä's marine engines

### Medium-speed main engines



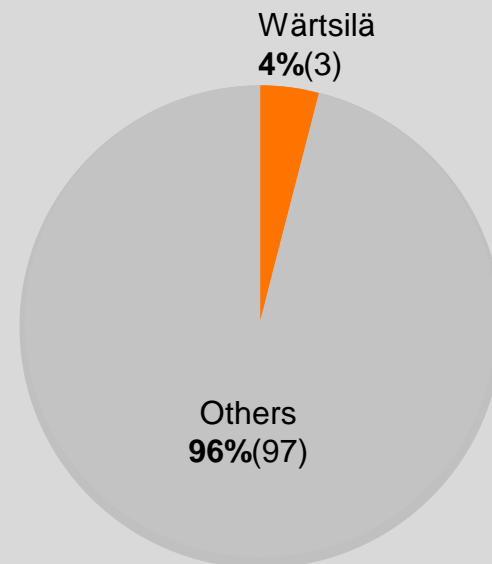
Total market volume last 12 months:  
2,977 MW (2,655)

### Low-speed main engines



Total market volume last 12 months:  
15,758 MW (19,306)

### Auxiliary engines



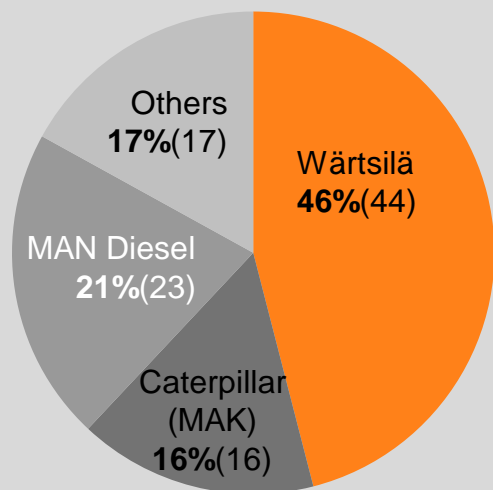
Total market volume last 12 months:  
3,949 MW (4,118)

Wärtsilä's market shares are calculated on a 12 months rolling basis, numbers in brackets are from the end of the previous quarter. Wärtsilä's own calculation is based on Marine Market Database.

# Ship Power market Q3/2011

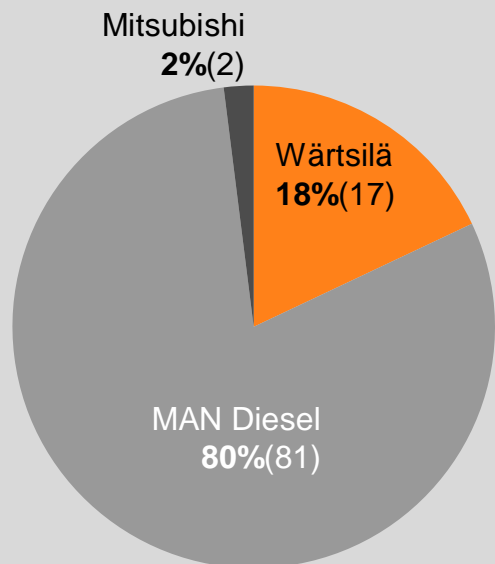
## Market position of Wärtsilä's marine engines

### Medium-speed main engines



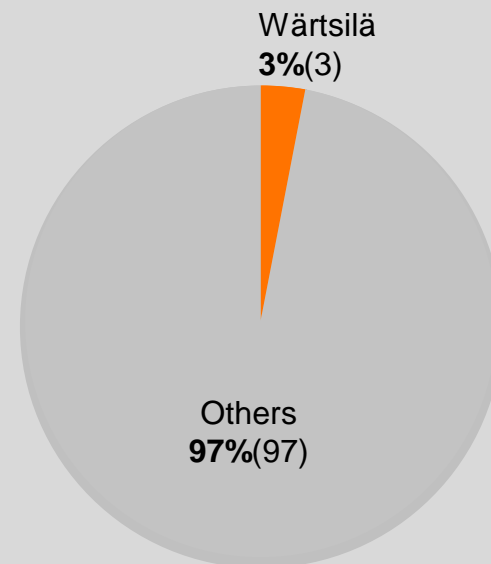
Total market volume last 12 months:  
2,655 MW (1,404)

### Low-speed main engines



Total market volume last 12 months:  
19,306 MW (18,994)

### Auxiliary engines



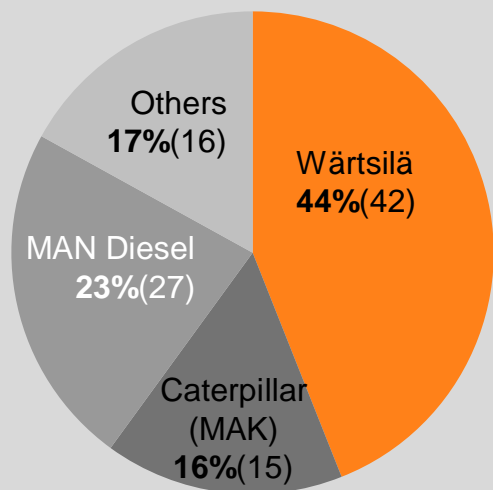
Total market volume last 12 months:  
4,118 MW (3,787)

Wärtsilä's market shares are calculated on a 12 months rolling basis, numbers in brackets are from the end of the previous quarter. Wärtsilä's own calculation is based on Marine Market Database.

# Ship Power market Q2/2011

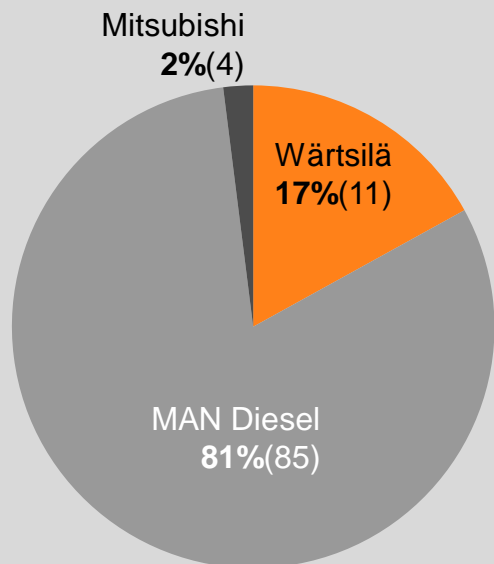
## Market position of Wärtsilä's marine engines

### Medium-speed main engines



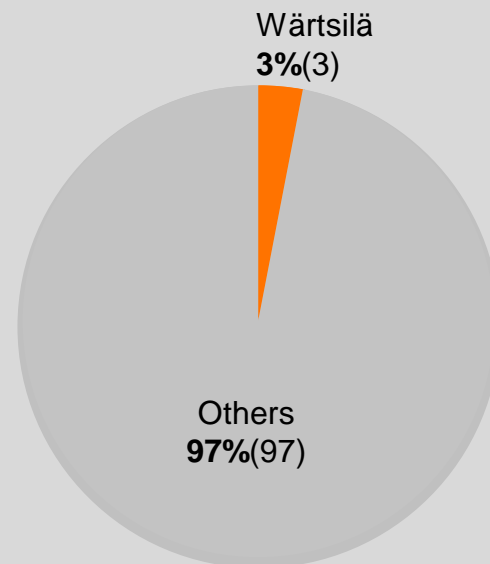
Total market volume last 12 months:  
1,404 MW (1,628)

### Low-speed main engines



Total market volume last 12 months:  
18,994 MW (17,220)

### Auxiliary engines



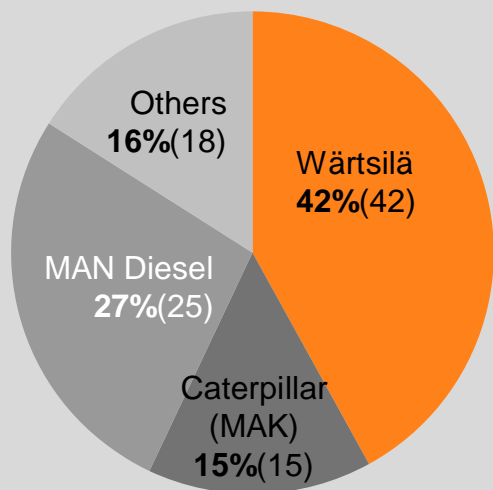
Total market volume last 12 months:  
3,787 MW (4,271)

Wärtsilä's market shares are calculated on a 12 months rolling basis, numbers in brackets are from the end of the previous quarter. Wärtsilä's own calculation is based on Marine Market Database.

# Ship Power market Q1/2011

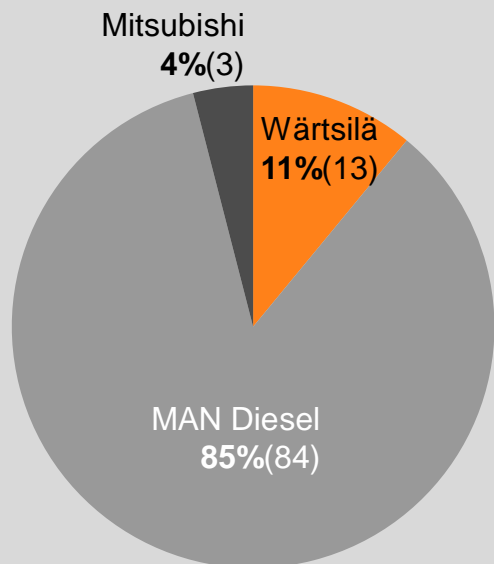
## Market position of Wärtsilä's marine engines

### Medium-speed main engines



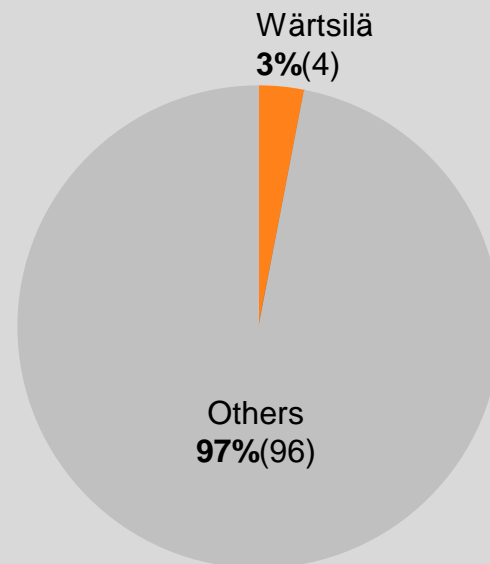
Total market volume last 12 months:  
1,628 MW (1,639)

### Low-speed main engines



Total market volume last 12 months:  
17,220 MW (15,681)

### Auxiliary engines



Total market volume last 12 months:  
4,271 MW (3,880)

Wärtsilä's market shares are calculated on a 12 months rolling basis, numbers in brackets are from the end of the previous quarter. Wärtsilä's own calculation is based on Marine Market Database.