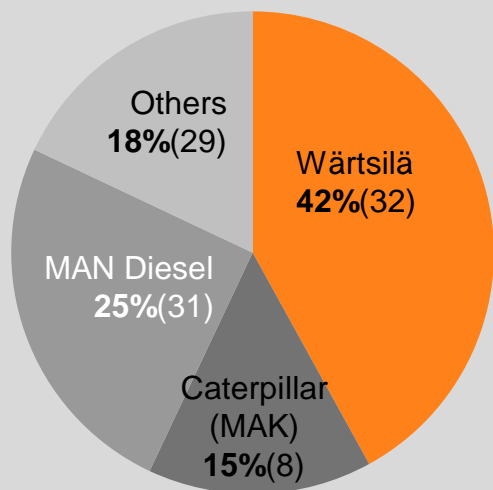


Ship Power market Q4/2010

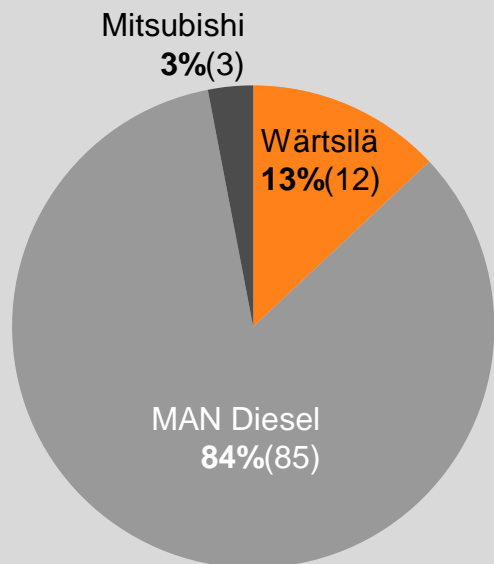
Market position of Wärtsilä's marine engines

Medium-speed main engines



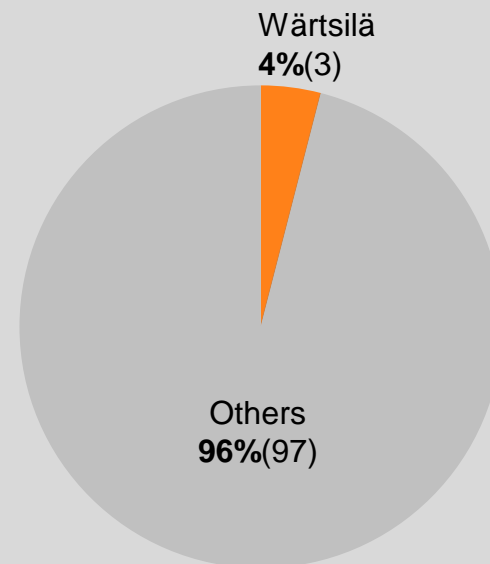
Total market volume last 12 months:
1,639 MW (914)

Low-speed main engines



Total market volume last 12 months:
15,681 MW (6,752)

Auxiliary engines



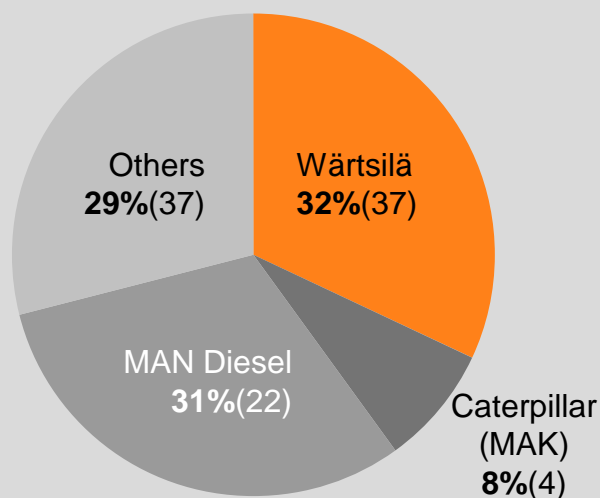
Total market volume last 12 months:
3,880 MW (2,775)

Wärtsilä's market shares are calculated on a 12 months rolling basis, numbers in brackets are from the end of the previous quarter. Wärtsilä's own calculation is based on Marine Market Database.

Ship Power market Q3/2010

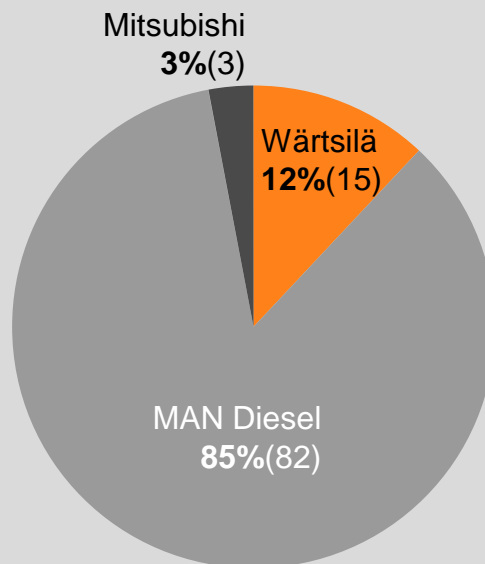
Market position of Wärtsilä's marine engines

Medium-speed main engines



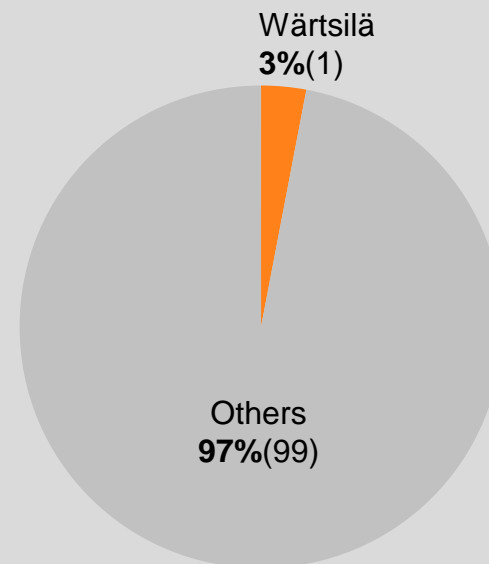
Total market volume last 12 months:
914 MW (553)

Low-speed main engines



Total market volume last 12 months:
6,752 MW (5,667)

Auxiliary engines



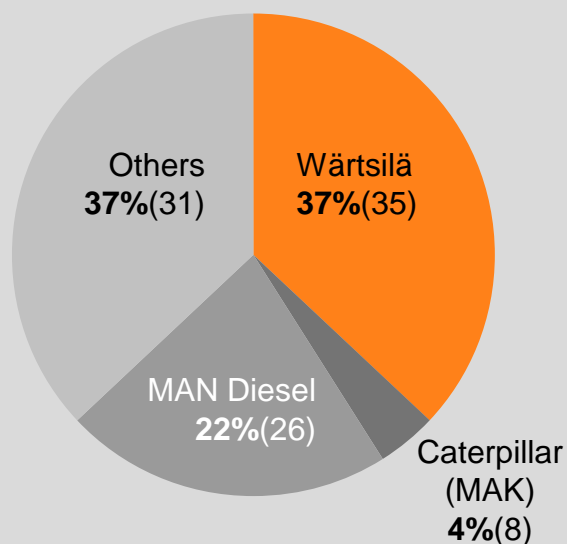
Total market volume last 12 months:
2,775 MW (1,795)

Wärtsilä's market shares are calculated on a 12 months rolling basis, numbers in brackets are from the end of the previous quarter. Wärtsilä's own calculation is based on Marine Market Database.

Ship Power market Q2/2010

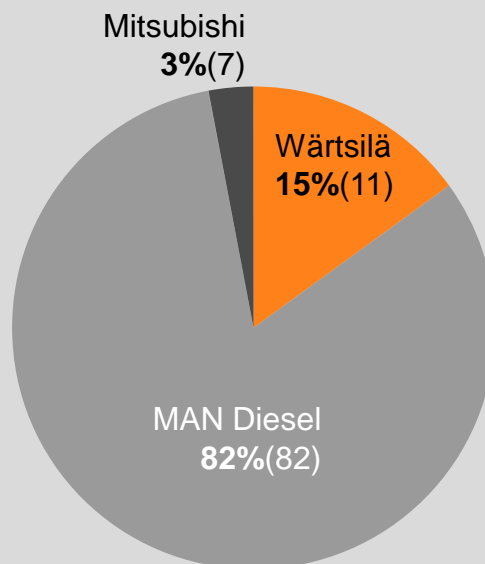
Market position of Wärtsilä's marine engines

Medium-speed main engines



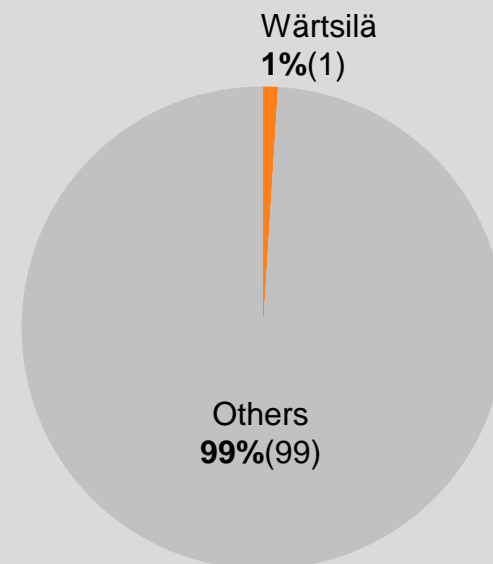
Total market volume last 12 months:
553 MW (1,138)

Low-speed main engines



Total market volume last 12 months:
5,667 MW (6,206)

Auxiliary engines



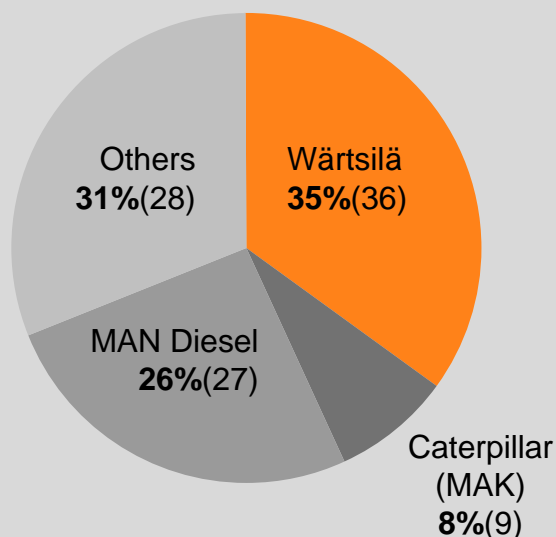
Total market volume last 12 months:
1,795 MW (2,311)

Wärtsilä's market shares are calculated on a 12 months rolling basis, numbers in brackets are from the end of the previous quarter. Wärtsilä's own calculation is based on Marine Market Database.

Ship Power market Q1/2010

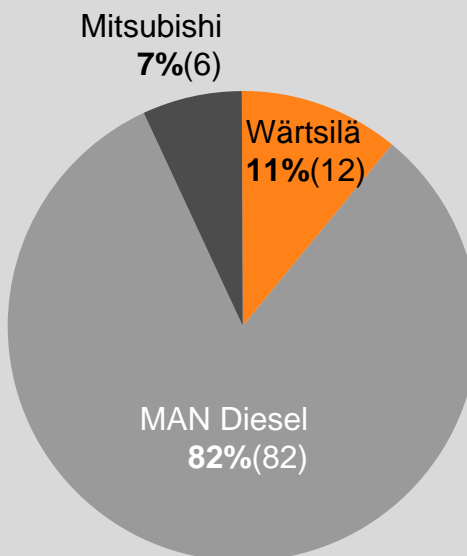
Market position of Wärtsilä's marine engines

Medium-speed main engines



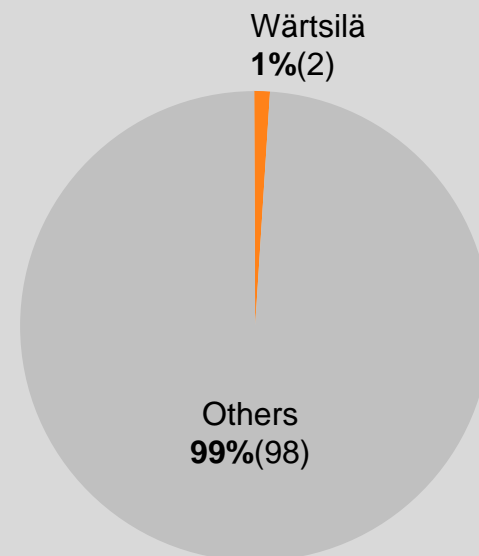
Total market volume last 12 months:
1,138 MW (1,234)

Low-speed main engines



Total market volume last 12 months:
6,206 MW (6,206)

Auxiliary engines



Total market volume last 12 months:
2,331 MW (1,879)

Wärtsilä's market shares are calculated on a 12 months rolling basis, numbers in brackets are from the end of the previous quarter. Wärtsilä's own calculation is based on Marine Market Database.