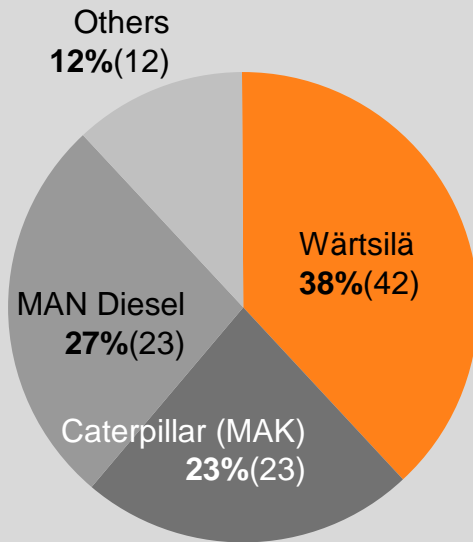


Market development - Ship Power

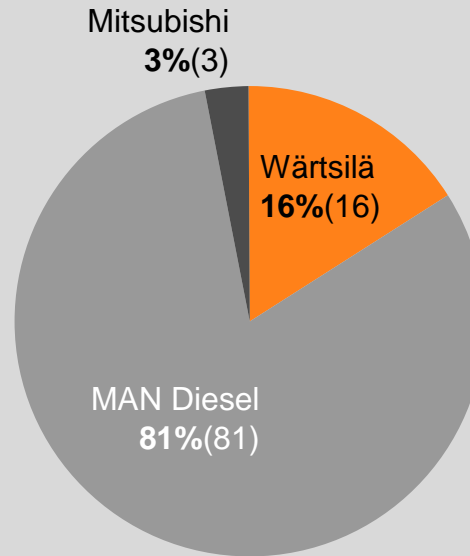
Market position of Wärtsilä's marine engines Q4/2007

Medium-speed main engines



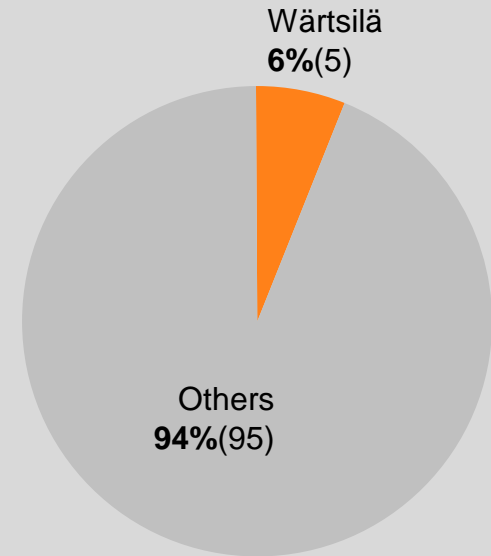
Total market volume last 12 months:
8 800 MW (8 700)

Low-speed main engines



Total market volume last 12 months:
38 100 MW (34 100)

Auxiliary engines



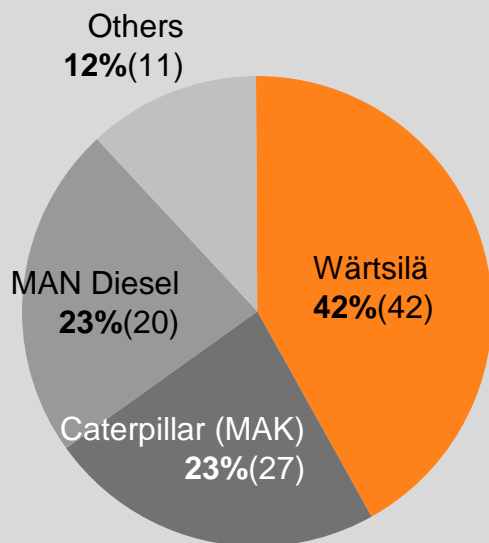
Total market volume last 12 months:
9 000 MW (8 200)

Wärtsilä's own calculation is based on Marine Market Database. Market shares based on installed power, numbers in brackets are from the end of the previous quarter. The total market is based on the volume of the last 12 months. Numbers in brackets reflect the volume of the last 12 months at the end of the previous quarter.

Market development - Ship Power

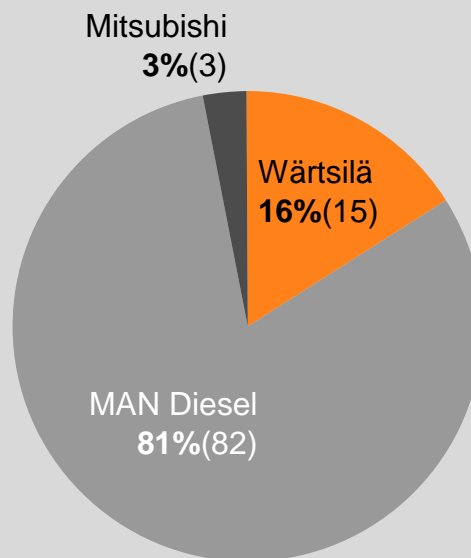
Market position of Wärtsilä's marine engines Q3/2007

Medium-speed main engines



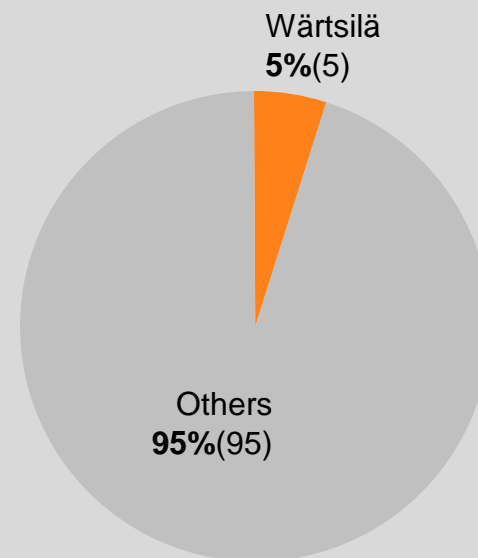
Total market volume last 12 months:
8 700 MW (9 400)

Low-speed main engines



Total market volume last 12 months:
34 100 MW (29 400)

Auxiliary engines



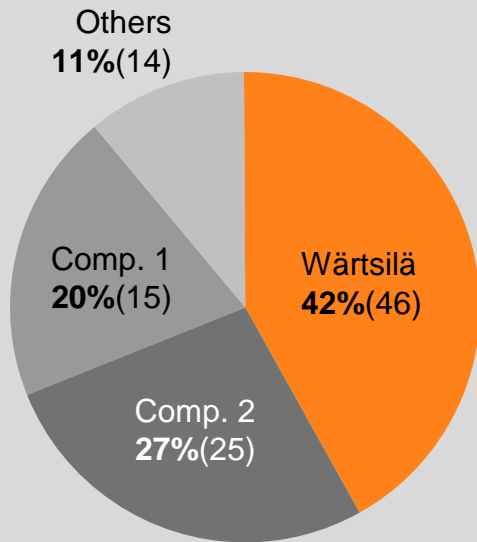
Total market volume last 12 months:
8 200 MW (9 000)

Wärtsilä's own calculation is based on Marine Market Database. Market shares based on installed power, numbers in brackets are from the end of the previous quarter. The total market is based on the volume of the last 12 months. Numbers in brackets reflect the volume of the last 12 months at the end of the previous quarter.

Market development - Ship Power

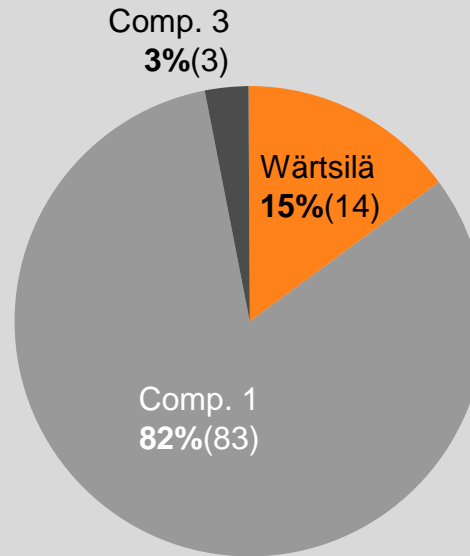
Market position of Wärtsilä's marine engines Q2/2007

Medium-speed main engines



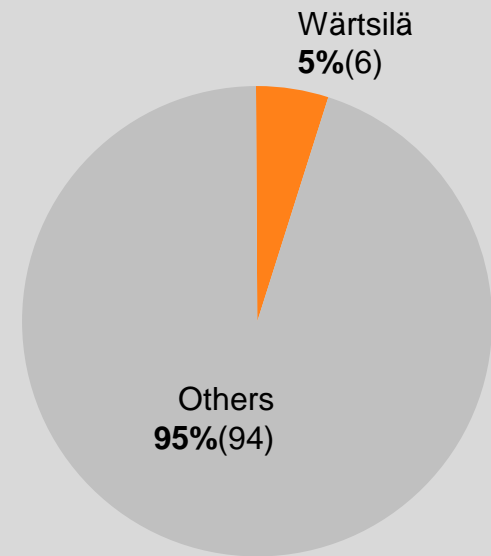
Total market volume last 12 months:
9,400 MW (8,800)

Low-speed main engines



Total market volume last 12 months:
29,400 MW (27,700)

Auxiliary engines



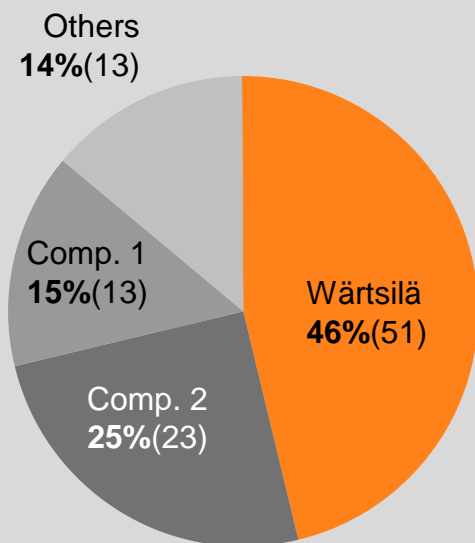
Total market volume last 12 months:
9,000 MW (7,600)

Wärtsilä's own calculation is based on Marine Market Database. Market shares based on installed power, numbers in brackets are from the end of the previous quarter. The total market is based on the volume of the last 12 months. Numbers in brackets reflect the volume of the last 12 months at the end of the previous quarter.

Market development - Ship Power

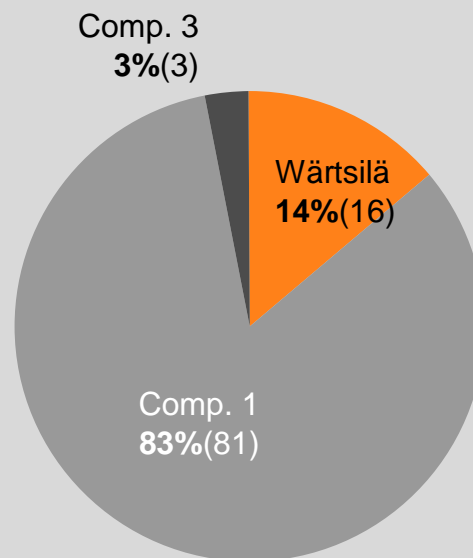
Market position of Wärtsilä's marine engines Q1/2007

Medium-speed main engines



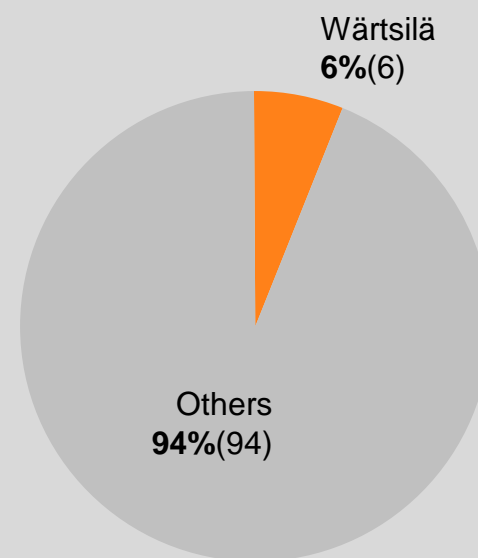
Total market volume last 12 months:
8,800 MW (9,200)

Low-speed main engines



Total market volume last 12 months:
27,700 MW (26,600)

Auxiliary engines



Total market volume last 12 months:
7,600 MW (7,600)

Wärtsilä's own calculation is based on Marine Market Database. Market shares based on installed power, numbers in brackets are from the end of the previous quarter. The total market is based on the volume of the last 12 months. Numbers in brackets reflect the volume of the last 12 months at the end of the previous quarter.