

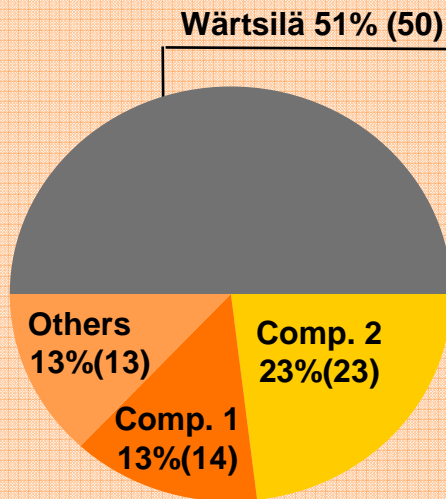
WÄRTSILÄ CORPORATION

MARKET SHARE IN MARINE ENGINES 2006

The market position of Wärtsilä's marine engines Q4/2006

Own production

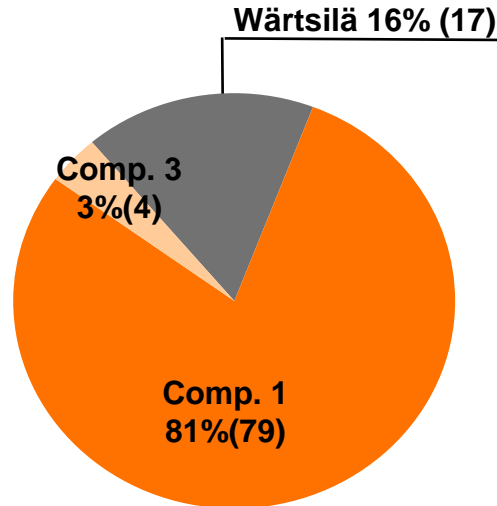
Medium-speed main engines



Total market volume last 12 months:
9,200 MW (9,600)

Production by licensees

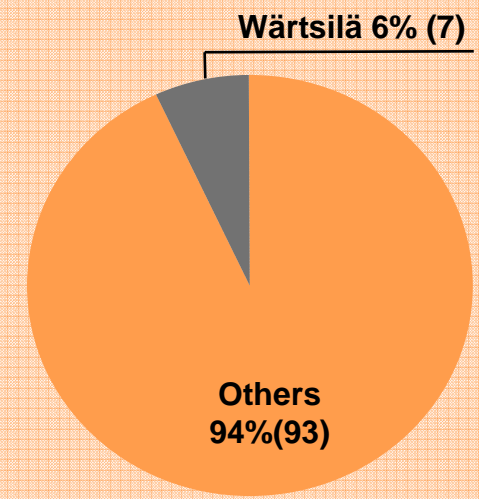
Low-speed main engines



Total market volume last 12 months:
26,600 MW (21,900)

Own production

Auxiliary engines



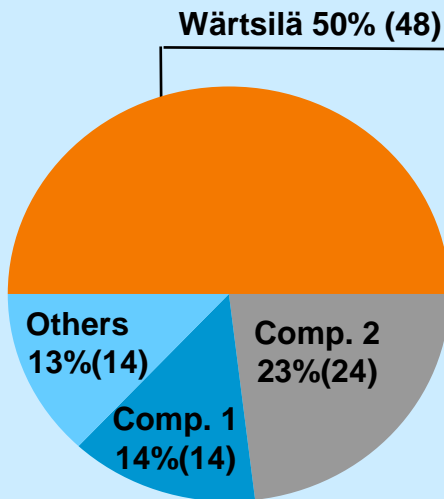
Total market volume last 12 months:
7,600 MW (6,700)

Wärtsilä's own calculation is based on: Lloyd's Register – Fairplay, Clarkson's Research Studies and BRL Shipping Consultants. Market shares based on installed power, numbers in brackets are from the end of the previous quarter. The total market is based on the volume of the last 12 months. Numbers in brackets reflect the volume of the last 12 months at the end of the previous quarter.

The market position of Wärtsilä's marine engines Q3/2006

Own production

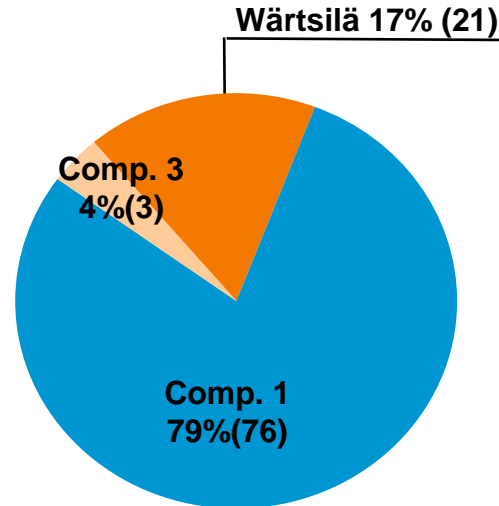
Medium-speed main engines



Total market volume last 12 months:
9,600 MW (7,906)

Production by licensees

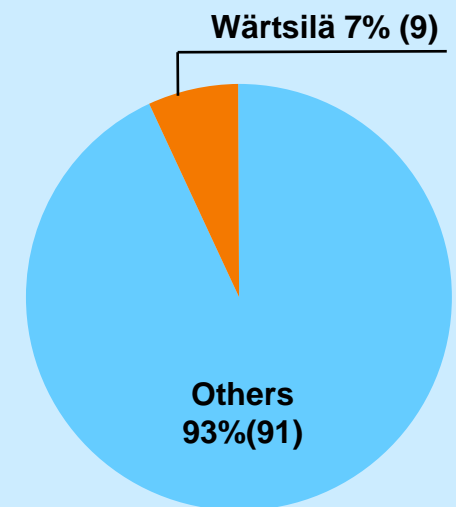
Low-speed main engines



Total market volume last 12 months:
21,900 MW (18,683)

Own production

Auxiliary engines



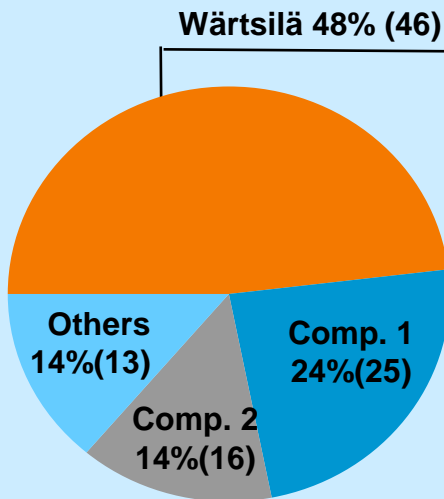
Total market volume last 12 months:
6,700 MW (4,570)

Wärtsilä's own calculation is based on: Lloyd's Register – Fairplay, Clarkson's Research Studies and BRL Shipping Consultants. Market shares based on installed power, numbers in brackets are from Q2/06. The total market is based on the volume of the last 12 months. Numbers in brackets reflect the volume of the last 12 months at the end of the previous quarter.

The market position of Wärtsilä's marine engines Q2/2006

Own production

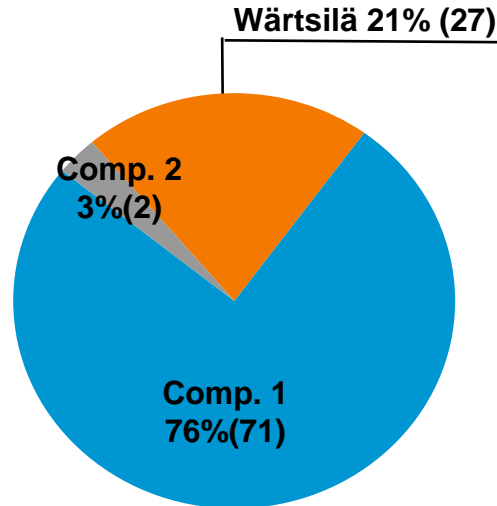
Medium-speed main engines



Total market volume last 12 months:
7,906 MW (7,289)

Production by licensees

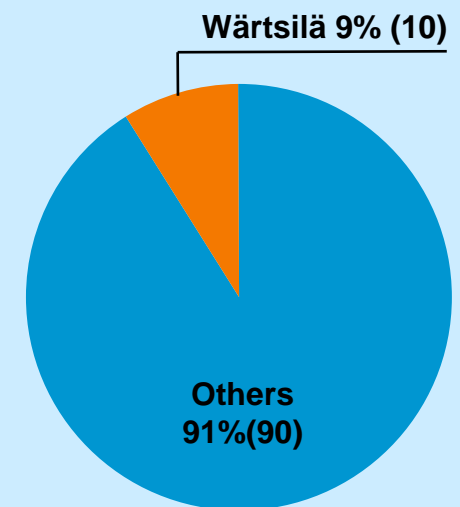
Low-speed main engines



Total market volume last 12 months:
18,683 MW (19,775)

Own production

Medium-speed auxiliary engines



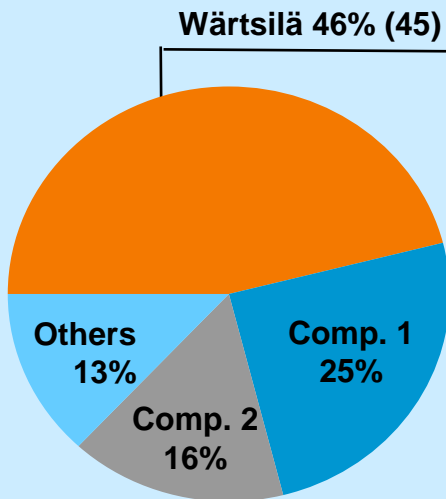
Total market volume last 12 months:
4,570 MW (5,500)

Wärtsilä's own calculation is based on: Lloyd's Register – Fairplay, Clarkson's Research Studies and BRL Shipping Consultants. Market shares based on installed power, numbers in brackets are from Q1/06. The total market is based on the volume of the last 12 months. Numbers in brackets reflect the volume of the last 12 months at the end of the previous quarter.

The market position of Wärtsilä's marine engines Q1/2006

Own production

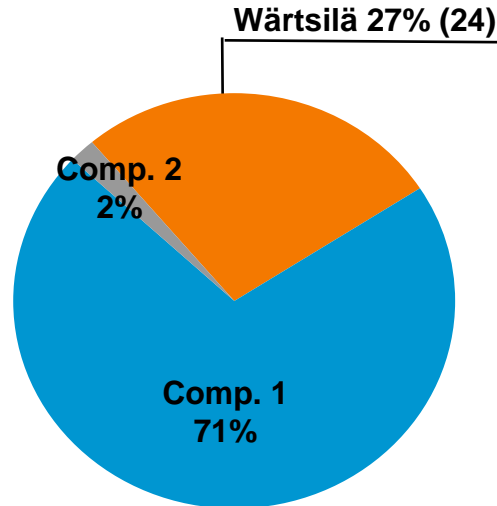
Medium speed main engines



Total market volume last 12 months:
7,289 MW (6,676)

Production by licensees

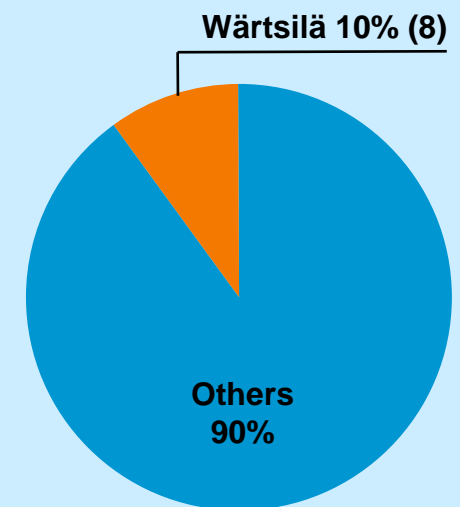
Low speed main engines



Total market volume last 12 months:
19,775 MW (22,703)

Own production

Medium speed auxiliary engines



Total market volume last 12 months:
5,500 MW (5,220)

Wärtsilä's own calculation is based on: Lloyd's Register – Fairplay, Clarkson's Research Studies and BRL Shipping Consultants. Market shares based on installed power, numbers in brackets are from Q4/05. The total market is based on the volume of the last 12 months. Numbers in brackets reflect the volume of the last 12 months at the end of the previous quarter.