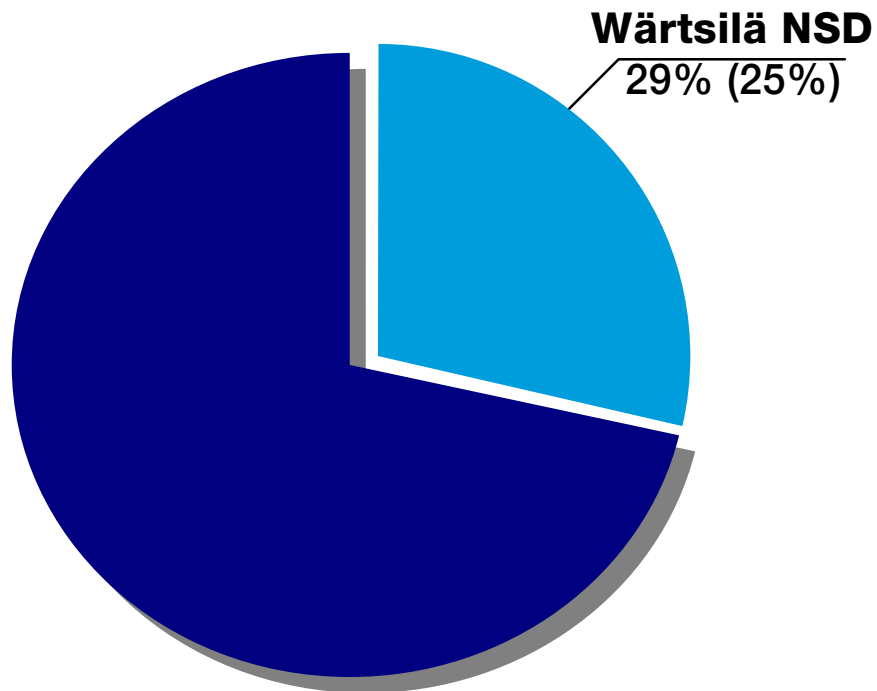


Wärtsilä NSD Marine market shares

Marine Propulsion & Auxiliary Engines

Engine Orders June '98 - May '99

Total Market 17,159 MW (19,539)



Market share in main engines:

Medium-speed 36 % (28 %)

Low-speed 35 % (31 %)

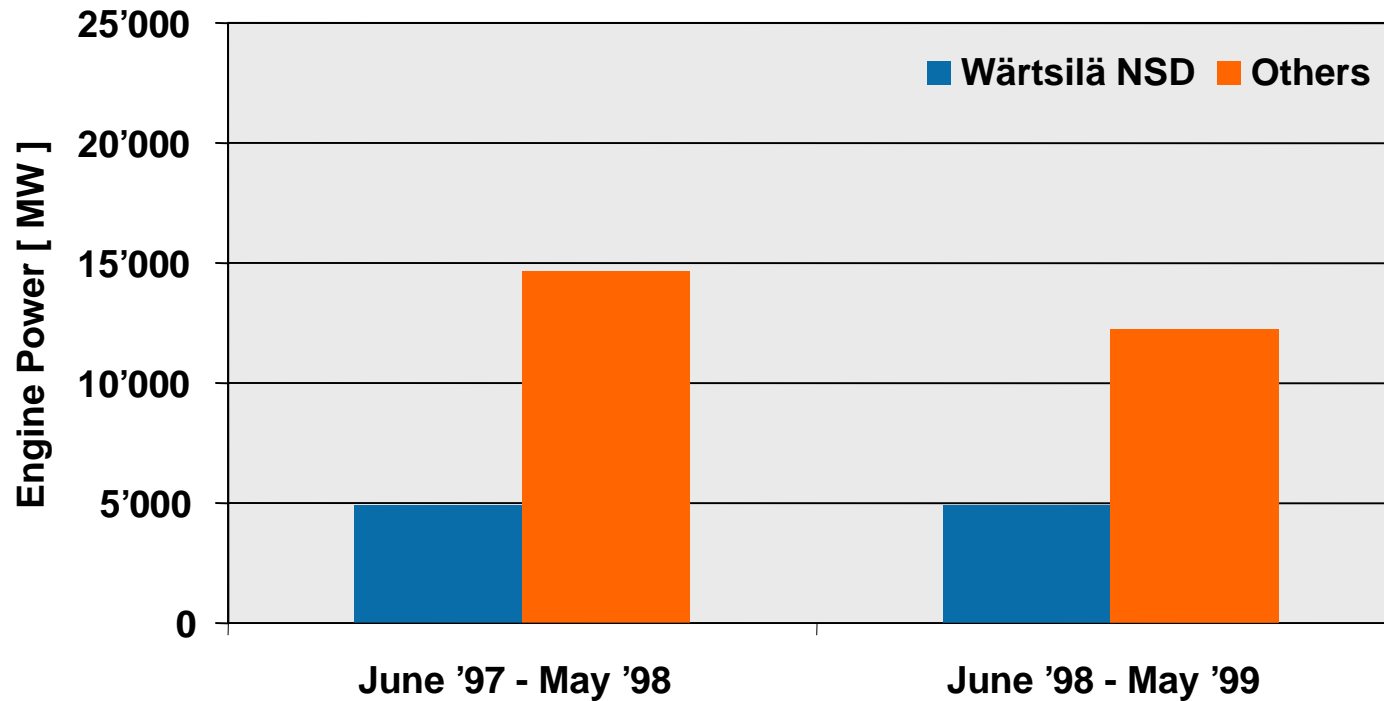
Source: Diesel & Gas Turbine Worldwide, Issue 11-'99

Note: Engines > 0.5 MW

Market share based on engine power

Wärtsilä NSD Marine market shares

Marine Propulsion & Auxiliary Engines



Source: Diesel & Gas Turbine Worldwide, Issue 11-'99

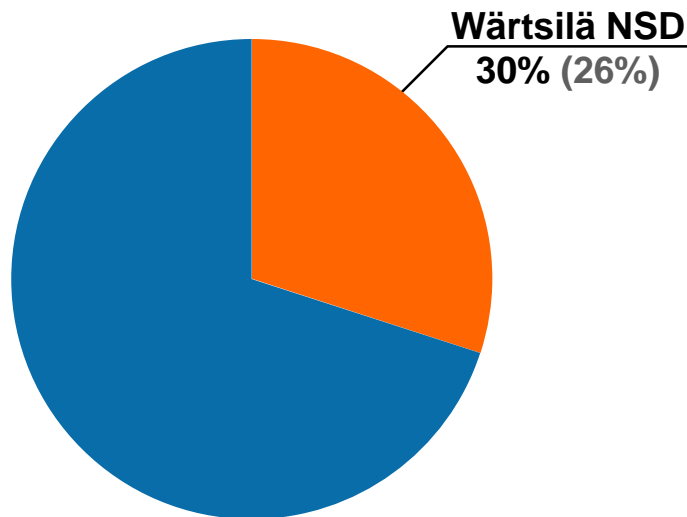
Note: Engines > 0.5 MW

Market share based on engine power

Wärtsilä NSD Marine market shares

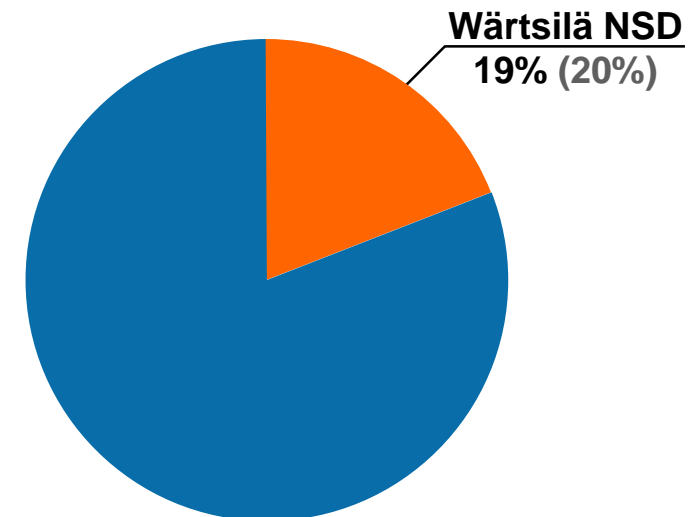
Marine Propulsion & Auxiliary Engines
Engine Orders June '98 - May '99

Propulsion Engines



Total Market: 15'051 MW

Auxiliary Engines



Total Market: 2'108 MW

Source: Diesel & Gas Turbine Worldwide, Issue 11-'99

Note: Engines > 0.5 MW

Market share based on engine power

'Propulsion engines' includes mechanical and diesel electric propulsion arrangements

A METRA COMPANY

Marine - Market Intelligence



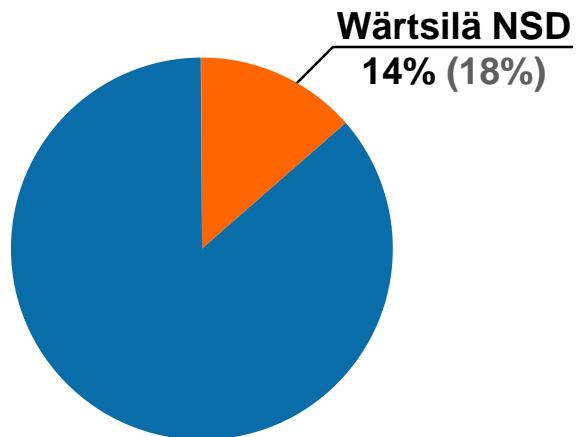
WÄRTSILÄ NSD
CORPORATION

Wärtsilä NSD Marine market shares

Marine Propulsion & Auxiliary Engines

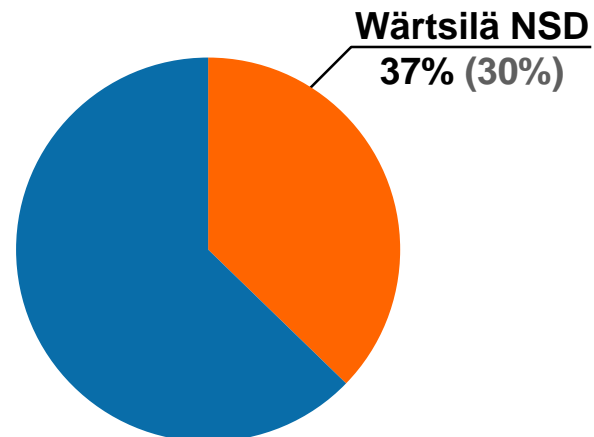
Engine Orders June '98 - May '99

Engines 0.5 - 5.0 MW



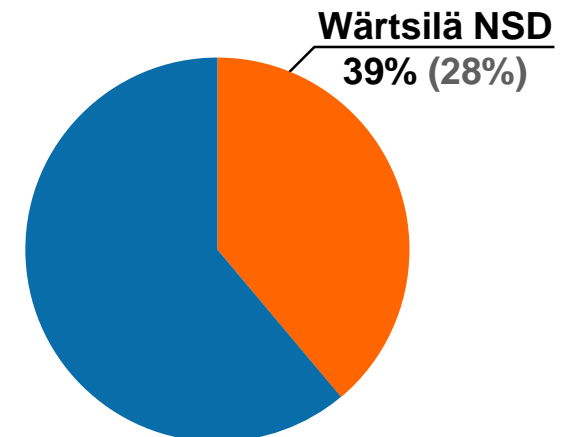
Total Market: 6'577 MW

Engines 5.0 - 15 MW



Total Market: 4'839 MW

Engines > 15 MW



Total Market: 5'743 MW

Source: Diesel & Gas Turbine Worldwide, Issue 11-'99

Note: Engines > 0.5 MW

Market share based on engine power