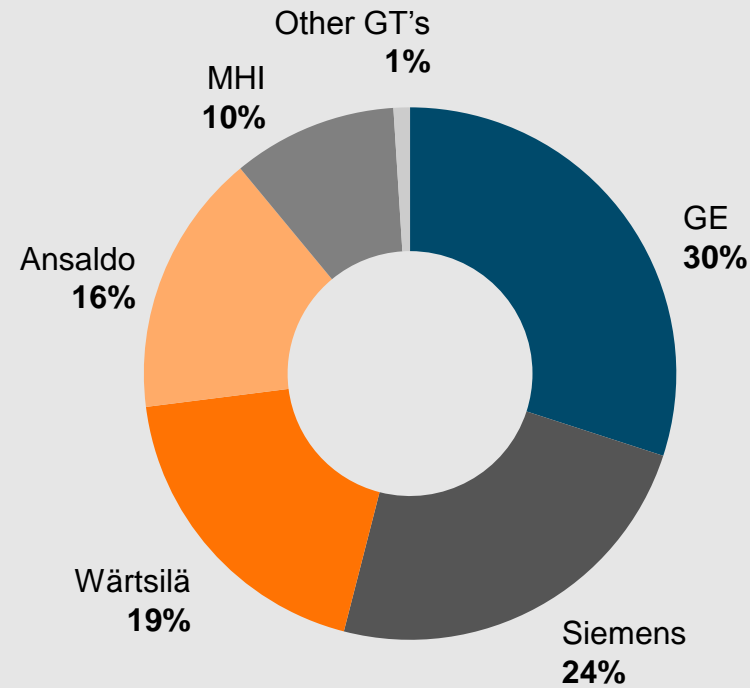


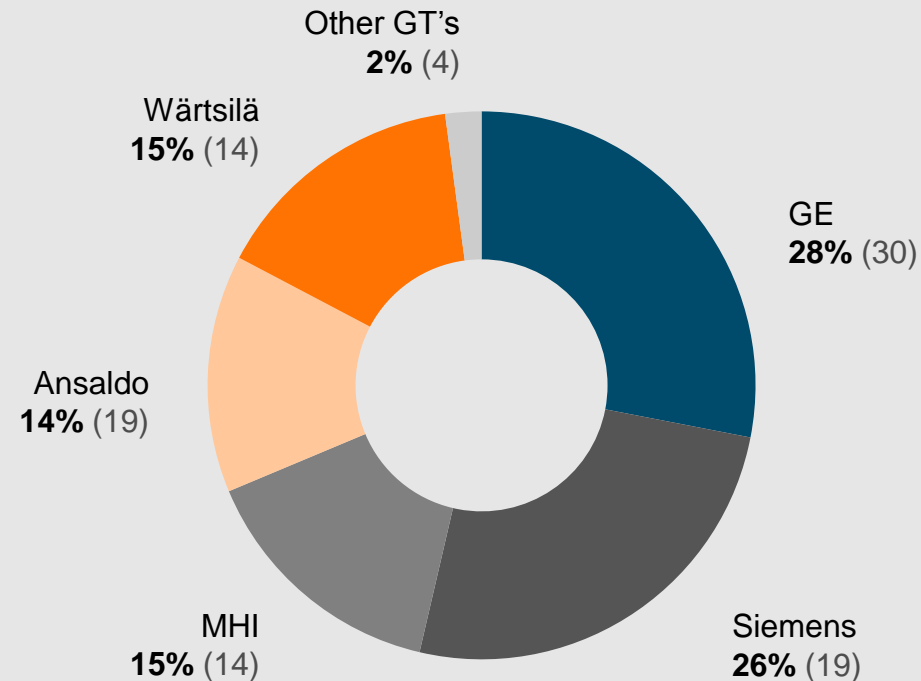
Market for gas and liquid fuel power plants, <500 MW



<500 MW market volume: 20.1 GW (25.2)
Total market volume: 46.8 GW (54.9)

Market shares are calculated on a 12 months rolling basis, numbers in brackets are from the end of the previous period. Market data includes all Wärtsilä power plants and other manufacturers' gas and liquid fuelled gas turbine based power plants with prime movers above 5 MW, as well as estimated output of steam turbines for combined cycles. The data is gathered from the McCoy Power Report. Other combustion engines not included. In engine technology Wärtsilä has a leading position.

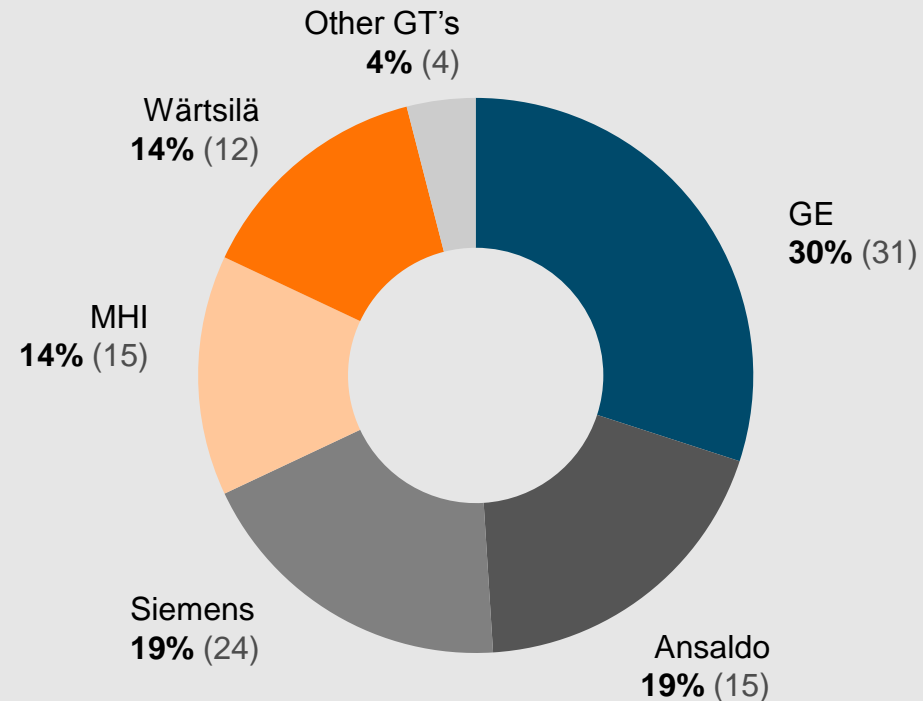
Market for gas and liquid fuel power plants, <500 MW



<500 MW market volume last 12 months: 25.2 GW (24.8)
Total market volume last 12 months: 54.9 GW (54.6)

Market shares are calculated on a 12 months rolling basis, numbers in brackets are from the end of the previous period. Market data includes all Wärtsilä power plants and other manufacturers' gas and liquid fuelled turbine based power plants with prime movers above 5 MW, as well as estimated output of steam turbines for combined cycles. The data is gathered from the McCoy Power Report. Other combustion engines not included. In engine technology Wärtsilä has a leading position.

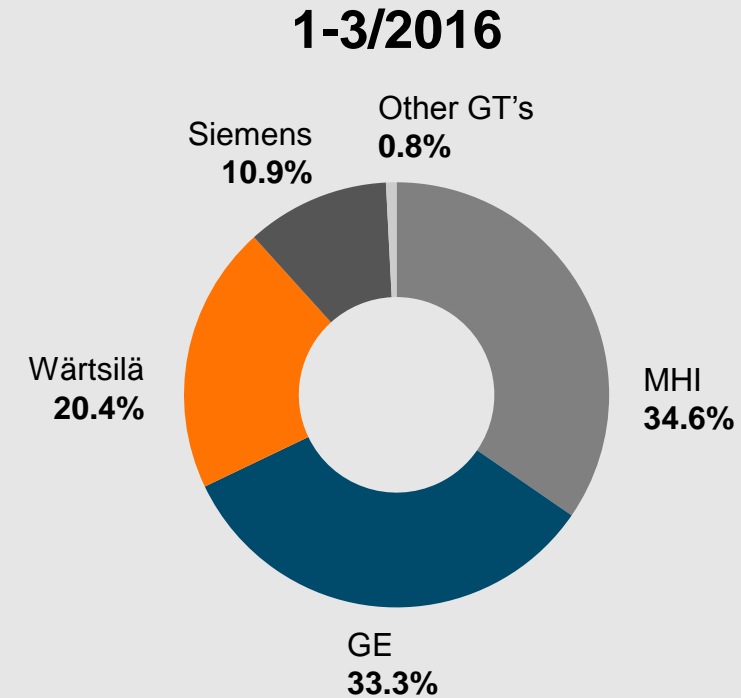
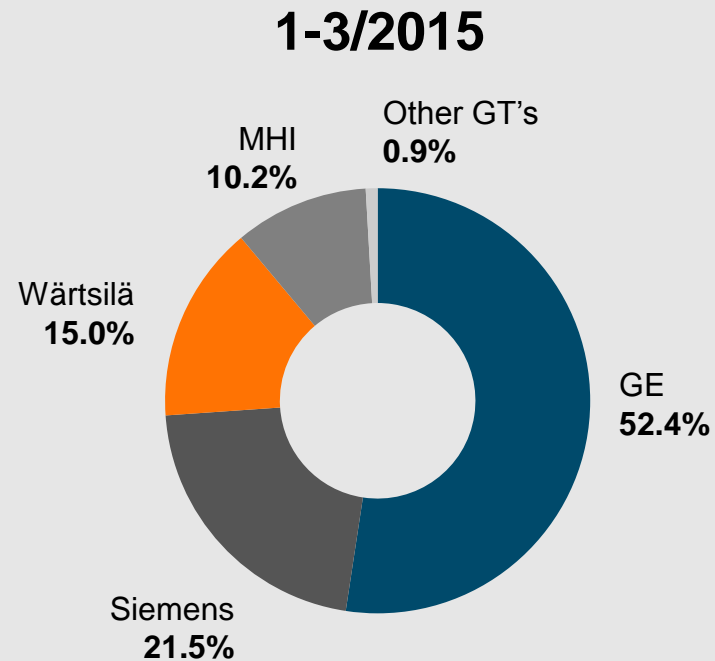
Market for gas and liquid fuel power plants, <500 MW



<500 MW market volume last 12 months: 24.8 GW (28.4)
Total market volume last 12 months: 54.6 GW (58.0)

Market shares are calculated on a 12 months rolling basis, numbers in brackets are from the end of the previous period. Market data includes all Wärtsilä power plants and other manufacturers' gas and liquid fuelled gas turbine based power plants with prime movers above 5 MW, as well as estimated output of steam turbines for combined cycles. The data is gathered from the McCoy Power Report. Other combustion engines not included. In engine technology Wärtsilä has a leading position.

Market for gas and liquid fuel power plants, <500 MW



<500 MW market volume: 4.3 GW (4.7), -9%
Total market volume: 17.7 GW (9.7), +82%

Market data includes all Wärtsilä power plants and other manufacturers' gas and liquid fuelled gas turbine based power plants with prime movers above 5 MW, as well as estimated output of steam turbines for combined cycles. The data is gathered from the McCoy Power Report. Other combustion engines not included. In engine technology Wärtsilä has a leading position.